Read before installation.

All bolts have to be finaly tighten after installation all parts on vehicle.

Luggage Tie Down Brackets

BMW R12

ID:3092214

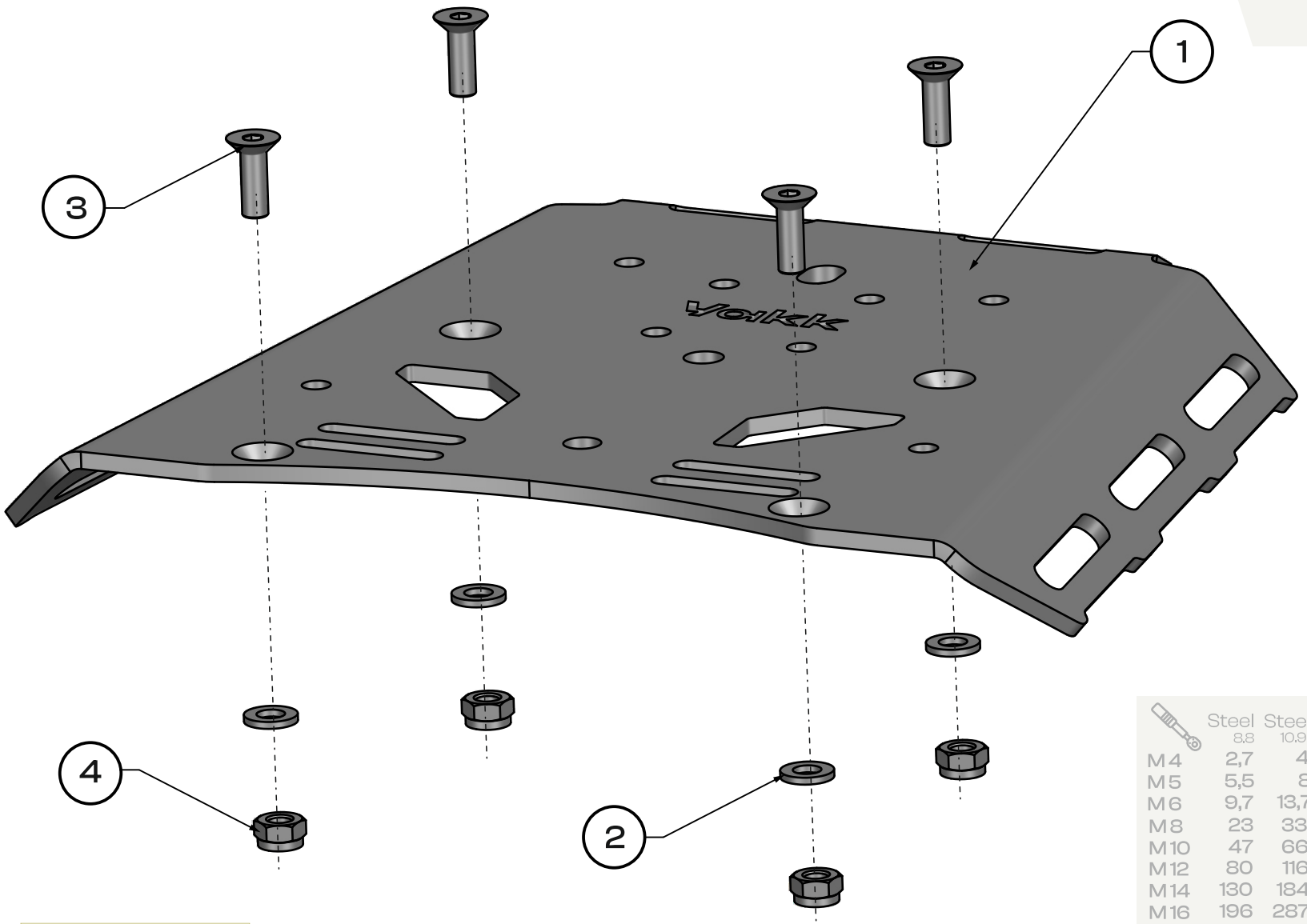

Fig. 1

1 Luggage

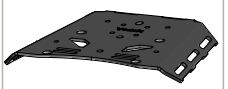

1x

2 Washer



M6-DIN 125 4 x

3 Bolt



4 x

M6x18-DIN 7991

4 Nut



M6-DIN 985 4 x

	Steel 8.8	Steel 10.9	Steel 12.9
M4	2,7	4	4.9
M5	5,5	8	9.8
M6	9,7	13,7	16
M8	23	33	40
M10	47	66	83
M12	80	116	150
M14	130	184	240
M16	196	287	350
M18	270	395	490
M20	385	560	690

one person | use a medium-stregth | tighten with torque | OEM Original Equipment Manufacturer

!!! Initially, attach the screws loosely.
After assembling everything together, tighten them with the appropriate force.

1. Install and fasten the Luggage Tie Down Brackets **[1]** using bolts **[3].** Secure from below with nuts **[4]** and washers **[2],** as shown in **[Fig. 1], [Fig. 3].**

1 Luggage	2 Washer	3 Bolt	4 Nut
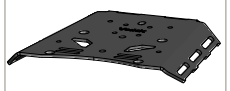			
1x	4 x M6-DIN 125	4 x M6x18-DIN 7991	4 x M6-DIN 985



Fig. 2



Fig. 3